


technorap

01/25 122



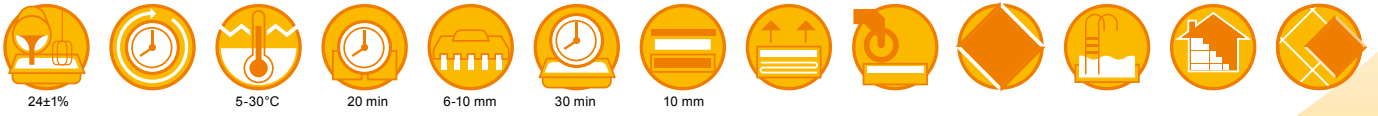
TECHNORAP

Quick setting powder adhesive with high polymeric content for fixing ceramic tiles. Suitable for porcelain stoneware, over-tiling and on heating screeds.

bonding agents and adhesives



A SIKA BRAND



technorap



MAIN FEATURES

- Quick-setting
- Monocomponent
- Layers up to 10 mm thick
- Frost proof
- No vertical creep

APPEARANCE

Grey powder

STORAGE

6 months in dry place

FIELDS OF USE

- Quick fixing ceramic tiles of all types, even large sizes, on indoor and outdoor walls and floors.
- Over-tiling on top of old ceramic tiles without the use of primer.
- Suitable for use when high performance is required within a short time, such as: tile laying in industrial environments, swimming pools or facades.
- Fixing natural stone and marble, so long as they are not affected by water.
- Fixing on water heating screeds.
- Spot-glueing and leveling insulating panels made of polystyrene, polyurethane foam, rock or glass wool and cork, with fiberglass netting buried in the layer.

SUBSTRATES

Cement-based plaster, cement-lime mortar, gypsum-based plaster¹, anhydrite screeds¹, cement-based screeds, concrete, aerated concrete, old ceramic floors, resilient floors perfectly adherent (excluding polyolefin coatings)², plasterboard, RASOLASTIK range and RASOGUM +.

¹ after application of PRIMER-T PLUS

² after application of PRIMER-101 PLUS

NATURE OF THE PRODUCT

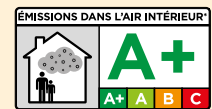
TECHNORAP mainly consists of high-strength cements, selected silicon/quartz mineral charges and specific additives.

For further details, ask the technical office for the safety brief or download it from the web site www.technokolla.com.


OPERATIONS PRIOR TO APPLICATION

Small localized hollows or gravel pockets in the case of concrete can be leveled (not more than 5 mm thick) with TECHNORAP 4-6 h prior to fixing. If thicker layers are required, use GAP 24-48 h before fixing the tiles.

bonding agents and adhesives



RECOMMENDED ACCESSORIES



437145
Blender 1200



437148



437204
White rubber mallet



437189
28x12 cm trowel stainless steel
8 mm square serrations



437200
28x12 cm trowel stainless steel
10 mm square serrations

HOW TO PREPARE THE MIXTURE

Blend TECHNORAP with approximately 6 l of clean water per bag (24±1%) until mixture is homogeneous and lump-free. It is advisable to use blender at low speed (approx. 500 rpm) as very high speed will reduce the mechanical characteristics of the product. Wait 3-5 minutes, then stir the product briefly again before applying. The creamy paste obtained can be easily applied by trowel and possesses optimum thixotropy.

WARNINGS AND RECOMMENDATIONS

It is always advisable to apply two coats when laying tile sizes measuring 900 cm² or larger.

Do not apply to:

- wood, metal
- old tiles outdoors

Do not use:

- at temperatures less than 5°C or more than 30°C
- in coats more than 10 mm thick

Use TECHNORAP with TC-LASTIC (about 6.5 l per 25 kg bag) class C2 FT S2 in the following cases:

- on old ceramic floors outdoors
- on facades with tiles measuring > 2100 cm²
- electrically-heated floors

CONSUMPTION

Trowel	6x6 mm	8x8 mm	10x10 mm
Technorap	3 kg/m ²	4 kg/m ²	5 kg/m ²

Consumption data refer to sole use of a trowel on flat substrates.

technorap

TECHNICAL DATA	VALUE	REQUIREMENT	STANDARD
Curing time	3 min		
Pot life	*30 min		
Open time	*10 min	°10 min	EN 1346
Treadable	*After 4-6 h		
Floor tiles can be grouted	*After 4-6 h		
Wall tiles can be grouted	*After 2 h		
Surface can be used	*After 48 h (72 h tanks and swimming pools)		
Creep on vertical wall	≤ 0.5 mm	°≤ 0.5 mm	EN 1308
Bond after 6 h	0.9 N/mm ²	°> 0.5 N/mm ²	EN 1348
Initial tensile strength	1.7 N/mm ²	°≥ 1 N/mm ²	EN 1348
Tensile strength after the action of heat	1.2 N/mm ²	°≥ 1 N/mm ²	EN 1348
Tensile strength after immersion in water	1.3 N/mm ²	°≥ 1 N/mm ²	EN 1348
Bond after freezing/thawing cycles	1.1 N/mm ²	°≥ 1 N/mm ²	EN 1348

° according to standard "EN 12004"

* time intervals refer to a temperature of 23°C-50% R.H.. They become shorter with higher temperatures and longer at lower temperatures.

FRENCH VOC LABEL

Emission class	r.p. No. Eurofins
Classe A+	392-2022-00170312_E_EN

SPECIFICATION

Ceramic floor and wall tiles must be fixed with class "C2FT cement-based powder adhesive according to standard EN 12004", such as TECHNOKOLLA's TECHNORAP, which can be applied in layers up to 10 mm thick on cement-based substrates.

Technokolla reminds you to examine the "notes" document that completes the information in this data sheet. The document can be downloaded in the pdf format from the website www.technokolla.com.

The advice about technical matters in the technical data sheets, or given verbally or in writing by our personnel as part of our customer assistance service, is the result of our best and most up to date experience. Since we are unable to personally modify the conditions in the building site or the way the work is carried out, this information is purely indicative and, thus, binds us neither legally nor in any other way in relation third parties. This information does not relieve the end user from being responsible for testing our products so as to make sure they are fit for the required use. We therefore strongly advise the customer/user to subject Technokolla's products to preventive tests in order to ensure that they are suitable. The end user is also responsible for checking to make sure that this technical data sheet is not obsolete and that more recent editions have not replaced it. Thus, before using our products, you are advised to download the most up to date version of the technical data sheet from our web site www.technokolla.com.



A SIKA BRAND

Sika Italia S.p.A.

Registered Office and Administrative Headquarters:

Via L. Einaudi 6, 20068 Peschiera Borromeo (MI)

Sassuolo plant (MO): Via Radici in Piano 558, Postal Code 41049

Ph.: +39 0536 809711

Fax: +39 0536 809729

www.technokolla.com