


**technomos**  
07/19 120

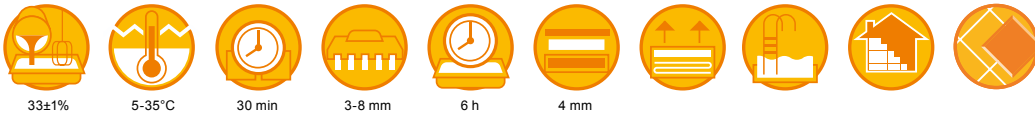


**TECHNOMOS**

Ultra-white, self-grouting powder adhesive, particularly suitable for laying vitreous mosaic.

**bonding agents  
and adhesives**





33±1%

5-35°C

30 min

3-8 mm

6 h

4 mm

# technomos



## MAIN FEATURES

- Self-grouting
- Monocomponent
- Optimum workability
- Frost proof
- Extended open time

## APPEARANCE

- Ultra-white powder

## STORAGE

- 12 months in dry place

## FIELDS OF USE

- Fixing vitreous mosaic outdoors, indoors and in swimming pools, on walls and floors.
- To fix vitreous mosaic on net backing in swimming pools, dilute TC-LAX with water in 1:1 ratio. Blend TECHNOMOS with obtained mixture. The resulting product provides an extremely tenacious bond and is highly flexible while maintaining the creamy consistency obtained when only water is used for mixing.
- Fixing ceramic tiles of all types outdoors and indoors on walls and floors.
- Recommended for installations demanding high performance, such as: installation in swimming-pools, façades or overlapped on existing ceramic tiles indoors.
- Fixing on water heating screeds.

## SUBSTRATES

Cement-based plaster, cement-lime mortar, gypsum-based plaster<sup>1</sup>, anhydrite screeds<sup>1</sup>, cement-based screeds, concrete, aerated concrete, old ceramic floors, old linoleum floors<sup>2</sup>, PVC<sup>2</sup> or vinyl<sup>2</sup>, plasterboard<sup>1</sup>, RASOGUM + or products of RASOLASTIK range.

<sup>1</sup> after application of PRIMER-T PLUS

<sup>2</sup> after application of PRIMER-101

## NATURE OF THE PRODUCT


TECHNOMOS mainly consists of high-strength cements, selected mineral charges and specific additives.

For further details, ask the technical office for the safety brief or download it from the web site [www.technokolla.com](http://www.technokolla.com).

## OPERATIONS PRIOR TO APPLICATION

Substrates must fulfill the requirements of the local standards, be properly cured, structurally sound, dimensionally stable, free of any loose or friable particles, clean, dry and free of any contaminants such as dust, dirt, oil, grease, release agent, cement laitance or efflorescence.

## bonding agents and adhesives



## RECOMMENDED ACCESSORIES



Blender



White rubber mallet



28x12 cm trowel stainless steel  
8 mm square serrations



28x12 cm trowel stainless steel  
10 mm square serrations

Cement substrates should not be subject to shrinkage after the installation of the product, therefore they must be properly cured. Comply with local standards.

Depending on the substrate condition and contaminants to be removed from the surface, perform adequate preparation techniques, such as water-jet washing or blastcleaning, in order to remove all traces of any materials that could reduce the product's adhesion to the substrate. Cracks in substrates must be identified and sealed appropriately e.g. with REPAIR epoxy resin. On non-absorbent or substrates with limited absorbency, such as existing ceramic tiles etc., check to confirm that these surfaces are all firmly and securely bonded and stable, then use suitable degreasing/descaling products to thoroughly and completely clean the surface e.g. with DET BASICO and DET ACIDO. For applications in hot climates / environments and / or on absorbent substrates, thoroughly pre-dampen the surface immediately prior to the product application, but avoid any ponding / standing water on the surface, which must not be damp to touch and not with a dark-matt / wet surface appearance i.e. it must be saturated surface dry (SSD). For tiling in frequently damp or wet rooms, then a suitable TECHNOKOLLA® waterproofing product / system should be applied before the tiling.

Small localized hollows or gravel pockets in concrete can be leveled (thickness not more than 3 mm) with TECHNOMOS 24 h prior to fixing. If thicker layers are required, use RASO or GAP-R respectively 24 h and 6 h before fixing the tiles.

### HOW TO PREPARE THE MIXTURE

Blend TECHNOMOS with approximately 8.25 l of clean water per bag (33±1%) until mixture is homogeneous and lump-free. It is advisable to use blender at low speed (approx. 500 rpm) as high speed will reduce the mechanical characteristics of the product. Wait 5-10 minutes, then stir the product briefly again before applying. The creamy paste obtained can be easily applied by trowel and possesses optimum thixotropy.

### APPLICATION

Apply using a notched trowel.

Apply sufficient product to ensure complete 'wetting' of the back of the tiles.

Tiling must be carried out on freshly applied adhesive, applying adequate pressure to ensure complete and uniform contact with the adhesive and thus optimum bond. If a film is seen to form on the surface, the adhesive has been left for too long, then immediately remove the adhesive layer with the trowels, discard this material and apply a fresh layer of adhesive.

Do not wet the adhesive once applied, as the water compromises the adhesion.

Avoid application in direct sunlight and/or strong wind / draughts.

### WARNINGS AND RECOMMENDATIONS

It is always advisable to apply two coats when laying 900 cm<sup>2</sup> tile sizes or larger.

#### Do not apply directly onto:

- wood, metal
- old tiles outdoors

#### Do not use:

- as grouting in swimming pools (use EPOSTUK or, alternatively, TECHNOSTUK G.F. or TECHNOCOLORS mixed with TC-STUK).
- at temperatures less than 5°C or more than 35°C
- in coats more than 4 mm thick



# technomos

CONSUMPTION			
Trowel	3x3 mm	6x6 mm	8x8 mm
Technomos	~ 2 kg/m <sup>2</sup>	~ 3 kg/m <sup>2</sup>	~ 4 kg/m <sup>2</sup>

Consumption data refer to sole use of a trowel on flat substrates.

TECHNICAL DATA	VALUE	REQUIREMENT	STANDARD
Curing time	10 min		
Pot life	*6 h		
Open time	*30 min	°30 min	EN 1346
Adjustability time	* ~ 45 min		
Treadable	*After 24-36 h		
Floor tiles can be grouted	*After 24-36 h		
Wall tiles can be grouted	*After 4-6 h		
Surface can be used	*After 14 days (21 days for tanks and swimming pools)		
Creep on vertical wall	≤ 0.5 mm	°≤ 0.5 mm	EN 1308
Initial tensile strength	~ 1.9 N/mm <sup>2</sup>	°≥ 1 N/mm <sup>2</sup>	EN 1348
Tensile strength after the action of heat	~ 1.4 N/mm <sup>2</sup>	°≥ 1 N/mm <sup>2</sup>	EN 1348
Tensile strength after immersion in water	~ 1.0 N/mm <sup>2</sup>	°≥ 1 N/mm <sup>2</sup>	EN 1348
Bond after freezing/thawing cycles	~ 1.8 N/mm <sup>2</sup>	°≥ 1 N/mm <sup>2</sup>	EN 1348

° according to standard "EN 12004".

\* these time intervals refer to a temperature of 23°C-50% R.H.. They become shorter with higher temperatures and longer at lower temperatures.

## SPECIFICATION

Vitreous mosaic floor and wall tiles must be fixed with class "C2TE cement-based powder adhesive according to standard EN 12004", such as TECHNOKOLLA's TECHNOMOS, which can be applied in layers up to 4 mm thick on cement-based substrates.

**Technokolla** reminds you to examine the "notes" document that completes the information in this data sheet. The document can be downloaded in the pdf format from the website [www.technokolla.com](http://www.technokolla.com).

The advice about technical matters in the technical data sheets, or given verbally or in writing by our personnel as part of our customer assistance service, is the result of our best and most up to date experience. Since we are unable to personally modify the conditions in the building site or the way the work is carried out, this information is purely indicative and, thus, binds us neither legally nor in any other way in relation third parties. This information does not relieve the end user from being responsible for testing our products so as to make sure they are fit for the required use. We therefore strongly advise the customer/user to subject Technokolla's products to preventive tests in order to ensure that they are suitable. The end user is also responsible for checking to make sure that this technical data sheet is not obsolete and that more recent editions have not replaced it. Thus, before using our products, you are advised to download the most up to date version of the technical data sheet from our web site [www.technokolla.com](http://www.technokolla.com).



## Sika Italia S.p.A.

Registered Office and Administrative Headquarters: Via L. Einaudi 6,  
20068 Peschiera Borromeo (MI)

Sassuolo Plant (MO): Via Radici in Piano 558, Postal Code 41049

Tel: +39 0536 809711 Fax: +39 0536 809729 [www.technokolla.com](http://www.technokolla.com)